LAYOUT PLAN

Scale 1:30

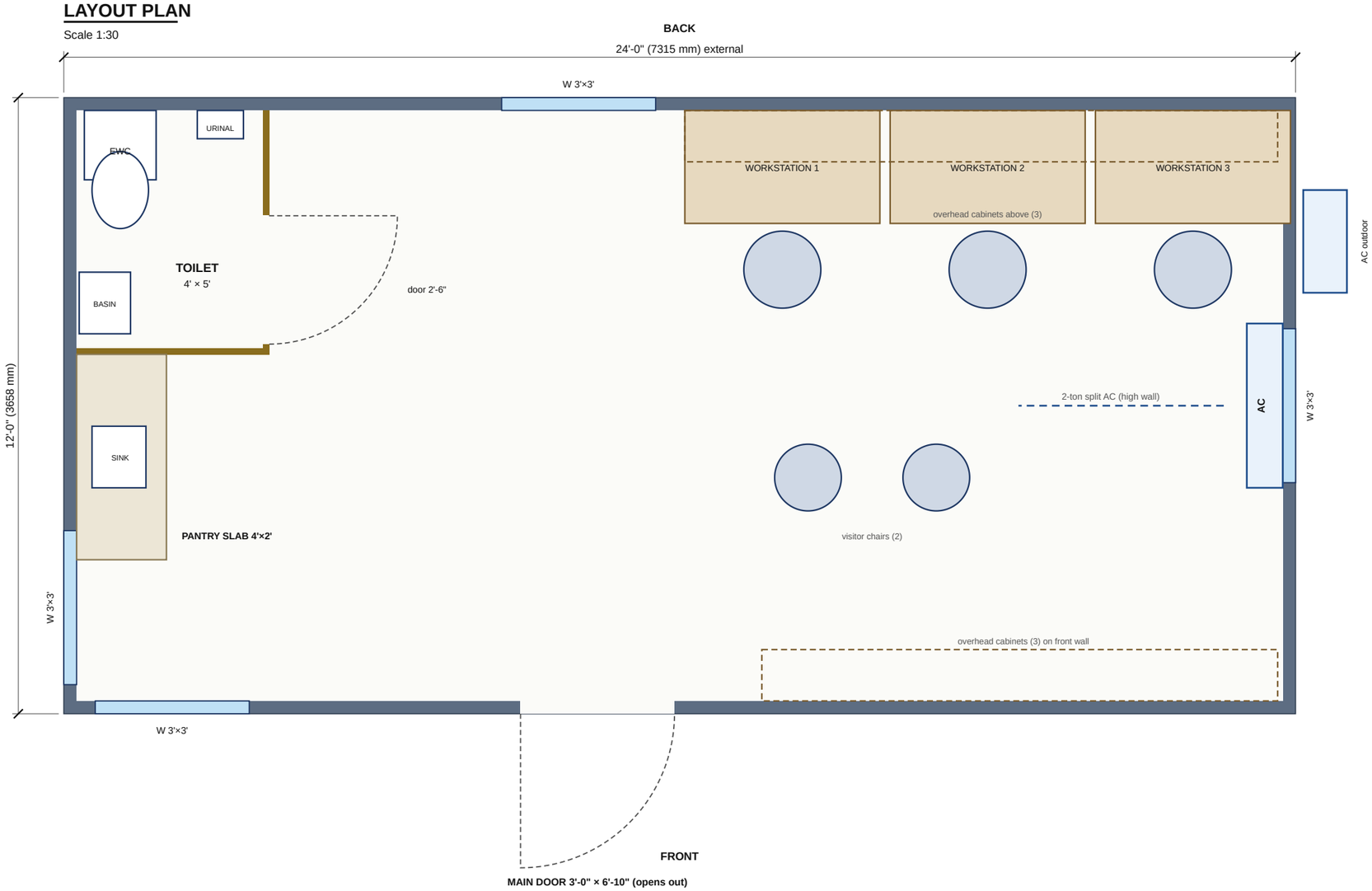

SPECIFICATION

Size	24' × 12' external · clear height ≈ 8'-0"
Base	ISMC 100 channel frame on legs, cross members @ 4'
Walls	62×62 MS posts · 1.2 mm corrugated steel sheet
Roof	Trussed, sloped both ways · 1.2 mm steel sheet
Insulation	Glass wool 64 kg/m³ – 25 mm walls, 50 mm roof
Floor	18 mm cement board + 1.5 mm PVC vinyl
Interior	Laminated wall boards · false ceiling
Door	MS door 3'-0" × 6'-10", opens outward
Windows	4 nos aluminium sliding 3'×3', grill + canopy
Toilet	EWC, urinal, wash basin, exhaust fan
Pantry	Marble slab 4'×2' with sink
Furniture	3 workstations, overhead cabinets, chairs
Electrical	Concealed wiring, LED lights, fans, sockets
Cooling	2-ton split AC
Finish	Phosphate + epoxy paint
Lifting	4 lifting hooks – crane shifting

Areas: office ≈ 230 sq ft · toilet 20 sq ft · total 288 sq ft

Custom sizes, layouts and finishes available.

FRONT ELEVATION

Scale 1:50

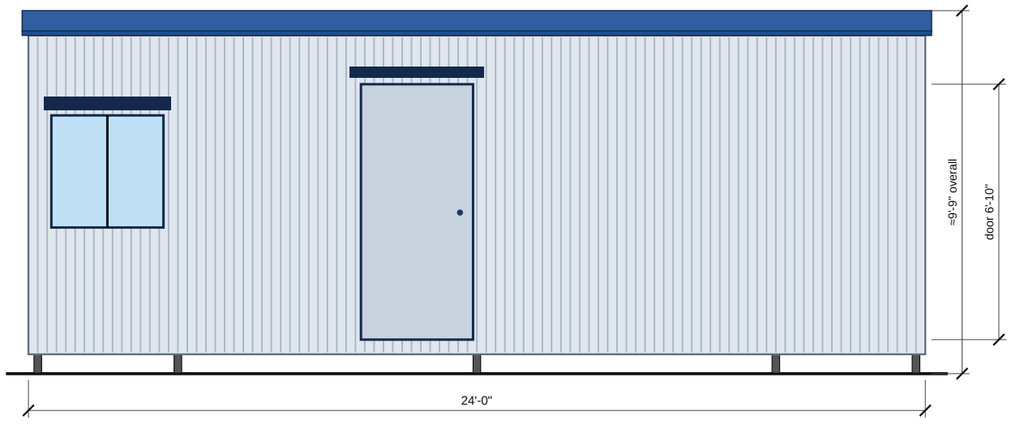

END ELEVATION (AC end)

Scale 1:50

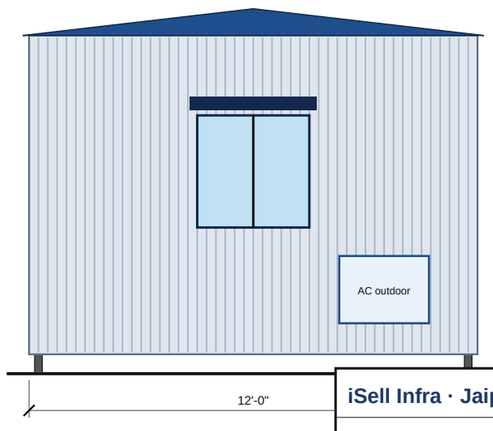

iSell Infra · Jaipur · isellinfra.com

Drawing

EXECUTIVE OFFICE CABIN 24' x 12' – ATTACHED TOILET

General arrangement · 3 workstations · pantry slab · split AC

Indicative drawing for information – sizes and fittings can be customised. Not for construction.

GA-01

A3